

DB4B loudspeaker range up to 25 watts

Hazardous & ordinary locations



Overview

The DB4B is a high power explosion proof loudspeaker, introduced as a replacement for the current DB4 with improved intelligibility and acoustic performance. Certified for use in a wide range of temperatures from -67°F to +158°F the Ex enclosure is manufactured from GRP with a rugged thermoplastic flare providing a corrosion free and aesthetically pleasing product.

Features

- UL certified for USA and Canada
Class I, Div 2, Groups A-D
Class I, Zone 1
Class II, Div 2, Groups F & G
Zone 21, AEx tb IIIC
Class III, Div. 1
- CSFM certified
- Certified temperature -67°F to +158°F
- NEMA 4X & 6/IP66 & IP67
- 114dB at 25W, 10 feet*
- 8W, 15W & 25W versions
- Power tapings, via integral transformer
- Frequency response 350Hz - 8kHz
- Ex enclosure - Glass reinforced polyester
- Flare - High impact thermoplastic polyester
- Stainless steel mounting bracket and cover screws
- Mounting bracket has ratchet facility as standard
- Optional swivel bracket available
- Optional resettable fuse†

* Depending on version

† Contact MEDC for details

The frequency response of the unit ensures that critical voice messages and general alarm tones are highly intelligible. The specific SPL figure for sensitivity, 1W @ 10 feet is 100dB whilst at 10 feet the 25W unit produces 114dB, the 15W unit 112dB and the 8W unit 110dB.

Options include DC blocking capacitors for monitored systems, resettable fuses for compliance with marine regulations and a swivel bracket that gives the installer greater flexibility when positioning the unit. The short flare option is a worthy addition to the range offering a high SPL and wide dispersion angle in a compact unit.



Certifications

UL Haz Locs UL certified for USA and Canada, listing no. E203310
Class I, Div 2. Groups A-D. Class I, Zone 1, Ex d IIC / AEx d IIC Gb
Class II, Div 2. Groups F&G. Zone 21 AEx tb IIIC
Class III Div 1

UL Ord Locs UL certified for USA and Canada, listing no. S8847

Specifications

Material Ex enclosure - flame retardant, UV stable, glass reinforced polyester
Flare - flame retardant, high impact, UV stable, thermoplastic polyester (UV stability tested to ISO 4892 part 3)
Hardware - bracket, fixings and captive cover screws in 316 stainless steel

Fire retardancy Body - glass reinforced polyester. V0 flammability rating
Outer flare - thermoplastic polyester. V0 flammability rating

Finish Body - natural black
Flare - natural black, natural red or painted as specified (black short flare painted black)

Rated power 8W, 15W or 25W (other ratings available, contact MEDC)

Frequency range Frequency response 350Hz to 8kHz
8W and 15W units are available for use @ 200Hz

Weight 11lbs/5.0kg, Based on long flare with transformer

Ingress protection NEMA 4X & 6, IP66 & IP67 (IPx7 & NEMA 6 on terminal chamber only)

Entries Up to 2 x 1/2" NPT or M20. Blanking plug available

Terminals 8 x 12AWG

Mounting arrangement Stainless steel bracket with ratchet facility, optional swivel bracket available

Labels Optional duty and tag labels available

Dispersion angle Long flare (short in brackets), -6dB, 1kHz = 140° (240°), 4kHz = 40° (50°)

Driver impedance 8Ω

SPL 1W/10 feet (sensitivity) 100dB (IIC long flare)

Sound pressure level at 10' (dB):

Values in dB @ 10 feet (Unsmoothed, peak values)	8W		15W		25W	
	Short	Long	Short	Long	Short	Long
IIC Gas	106	110	109	112	111	114
IIC Gas and Dust	101	104	104	106	106	108

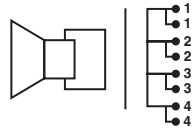
Tolerance +/- 3dB

Certified temperature:

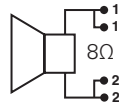
Protection type	Minimum temp	Maximum temp		
	All units	8W unit	15W unit	25W unit
UL	-67°F	+158°F	+149°F	+131°F

Transformer: Used by combining the rated power tapplings below

Tappings	Power		
	8W	15W	25W
1:2	8.0	15.0	25.0
2:3	4.0	7.5	12.5
3:4	2.0	5.0	6.0
1:3	1.5	4.0	4.0
2:4	0.7	2.0	2.0
1:4	0.4	0.8	1.0

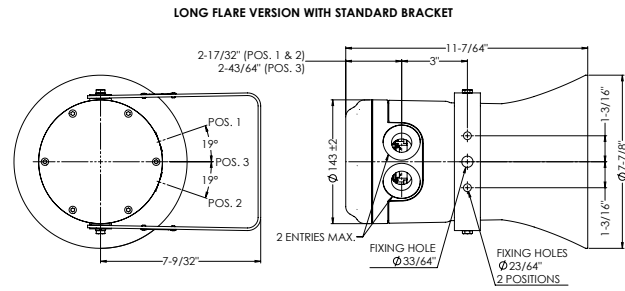


1) Loop in/loop out (4 x 2) power tap change; 8 terminals

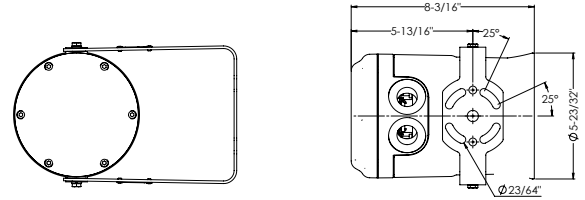


2) Loop in/loop out (2 x 2) 8 Ω; 4 terminals

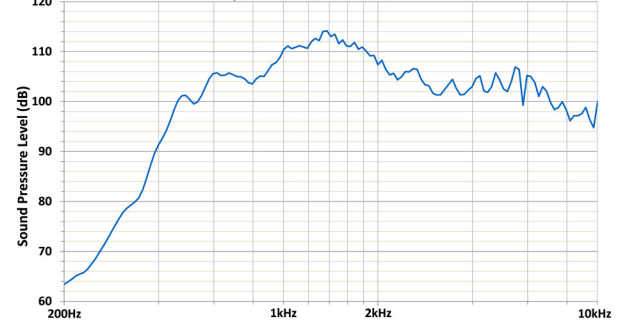
General arrangement drawing (all dimensions in inches)



SHORT FLARE VERSION WITH OPTIONAL SWIVEL BRACKET



DB4B IIC Long Flare, 25W, 10ft SPL vs Frequency



Ordering requirements

The following code is designed to help in selection of the correct unit. Build up the reference number by inserting the code for each component into the appropriate box

Model	Certification	Ex atmosphere	Wattage	Transformer	Labels	Entries	Options	Finish																																																		
DB4B																																																										
	<table border="1"> <thead> <tr> <th>Certification</th> <th>Code</th> </tr> </thead> <tbody> <tr> <td>UL</td> <td>UL</td> </tr> <tr> <td>UL (ordinary locations)</td> <td>UW</td> </tr> <tr> <td>Dual ATEX/UL</td> <td>AU</td> </tr> <tr> <td>Dual IECEx/UL</td> <td>JU</td> </tr> </tbody> </table>	Certification	Code	UL	UL	UL (ordinary locations)	UW	Dual ATEX/UL	AU	Dual IECEx/UL	JU		<table border="1"> <thead> <tr> <th>Wattage</th> <th>Code</th> </tr> </thead> <tbody> <tr> <td>8 Watt</td> <td>8</td> </tr> <tr> <td>15 Watt</td> <td>15</td> </tr> <tr> <td>25 Watt</td> <td>25*</td> </tr> </tbody> </table> <p>* Select 25 if 8Ω is required</p>	Wattage	Code	8 Watt	8	15 Watt	15	25 Watt	25*		<table border="1"> <thead> <tr> <th>Labels</th> <th>Code</th> </tr> </thead> <tbody> <tr> <td>None</td> <td>N</td> </tr> <tr> <td>Duty</td> <td>D*</td> </tr> <tr> <td>Tag</td> <td>T*</td> </tr> </tbody> </table> <p>* Please specify</p>	Labels	Code	None	N	Duty	D*	Tag	T*		<table border="1"> <thead> <tr> <th>Options</th> <th>Code</th> </tr> </thead> <tbody> <tr> <td>None</td> <td>N</td> </tr> <tr> <td>Swivel bracket</td> <td>B</td> </tr> <tr> <td>Capacitor</td> <td>C*</td> </tr> <tr> <td>Short flare</td> <td>S</td> </tr> </tbody> </table> <p>* Specify value</p>	Options	Code	None	N	Swivel bracket	B	Capacitor	C*	Short flare	S	<table border="1"> <thead> <tr> <th>Finish</th> <th>Code</th> </tr> </thead> <tbody> <tr> <td>Natural black</td> <td>N†</td> </tr> <tr> <td>Natural red</td> <td>R</td> </tr> <tr> <td>Yellow</td> <td>Y</td> </tr> <tr> <td>Grey</td> <td>G</td> </tr> <tr> <td>Blue</td> <td>B</td> </tr> <tr> <td>Special</td> <td>S*</td> </tr> </tbody> </table> <p>* Please specify † Short flare painted black</p>	Finish	Code	Natural black	N†	Natural red	R	Yellow	Y	Grey	G	Blue	B	Special	S*
Certification	Code																																																									
UL	UL																																																									
UL (ordinary locations)	UW																																																									
Dual ATEX/UL	AU																																																									
Dual IECEx/UL	JU																																																									
Wattage	Code																																																									
8 Watt	8																																																									
15 Watt	15																																																									
25 Watt	25*																																																									
Labels	Code																																																									
None	N																																																									
Duty	D*																																																									
Tag	T*																																																									
Options	Code																																																									
None	N																																																									
Swivel bracket	B																																																									
Capacitor	C*																																																									
Short flare	S																																																									
Finish	Code																																																									
Natural black	N†																																																									
Natural red	R																																																									
Yellow	Y																																																									
Grey	G																																																									
Blue	B																																																									
Special	S*																																																									
		<table border="1"> <thead> <tr> <th>Ex atmosphere</th> <th>Code</th> </tr> </thead> <tbody> <tr> <td>None</td> <td>N*</td> </tr> <tr> <td>IIC Gas</td> <td>G</td> </tr> <tr> <td>IIIC Gas and Dust</td> <td>GD</td> </tr> </tbody> </table> <p>* If weatherproof or UL (ordinary locations) select N for Ex Atmosphere</p>	Ex atmosphere	Code	None	N*	IIC Gas	G	IIIC Gas and Dust	GD	<table border="1"> <thead> <tr> <th>Transformer</th> <th>Code</th> </tr> </thead> <tbody> <tr> <td>8Ω</td> <td>N</td> </tr> <tr> <td>100V</td> <td>100</td> </tr> <tr> <td>70V</td> <td>70</td> </tr> <tr> <td>25V</td> <td>25</td> </tr> </tbody> </table>	Transformer	Code	8Ω	N	100V	100	70V	70	25V	25	<table border="1"> <thead> <tr> <th>Entries</th> <th>Code</th> </tr> </thead> <tbody> <tr> <td>1 x M20</td> <td>1B</td> </tr> <tr> <td>2 x M20</td> <td>2B</td> </tr> <tr> <td>2 x M20 inc 1 x plug</td> <td>2BP</td> </tr> <tr> <td>1 x 1/2" NPT</td> <td>1C</td> </tr> <tr> <td>2 x 1/2" NPT</td> <td>2C</td> </tr> <tr> <td>2 x 1/2" NPT inc 1 x plug</td> <td>2CP</td> </tr> </tbody> </table>	Entries	Code	1 x M20	1B	2 x M20	2B	2 x M20 inc 1 x plug	2BP	1 x 1/2" NPT	1C	2 x 1/2" NPT	2C	2 x 1/2" NPT inc 1 x plug	2CP																						
Ex atmosphere	Code																																																									
None	N*																																																									
IIC Gas	G																																																									
IIIC Gas and Dust	GD																																																									
Transformer	Code																																																									
8Ω	N																																																									
100V	100																																																									
70V	70																																																									
25V	25																																																									
Entries	Code																																																									
1 x M20	1B																																																									
2 x M20	2B																																																									
2 x M20 inc 1 x plug	2BP																																																									
1 x 1/2" NPT	1C																																																									
2 x 1/2" NPT	2C																																																									
2 x 1/2" NPT inc 1 x plug	2CP																																																									