


BG manual call point range

Ex de, Ex ia, weatherproof



Overview

These manual alarm call points have been designed for use in hazardous locations and harsh environmental conditions.

The glass reinforced polyester enclosures are suitable for use both onshore and offshore, where light weight combined with a high level of corrosion resistance is required.

The break glass is covered by a membrane which protects the operator from glass fragments meaning that no hammer is required to activate the unit.

A plastic 'break glass' or deformable operating element is available to replace the break glass. Once the flexible element is pressed it will bend but will not break. The unit is reset by repositioning the element.

Features

- ATEX certified
- IECEx certified
- UL certified for Haz locs
- UL certified for Ord locs
- CCC certified
- Brazilian (INMETRO) certified
- CCOE certified
- Chinese Compulsory Certification for Fire Systems (CCCF) certified
- IP66 and IP67
- Corrosion free GRP construction
- SIL 2 certified
- A variety of colours available
- Up to 9 terminals available
- Optional LED indicates that the unit has been operated
- Earth continuity option for metal glands
- 1 or 2 changeover switches
- Captive cover screws
- Key operated test facility – simple and secure
- Breakglass hammer available



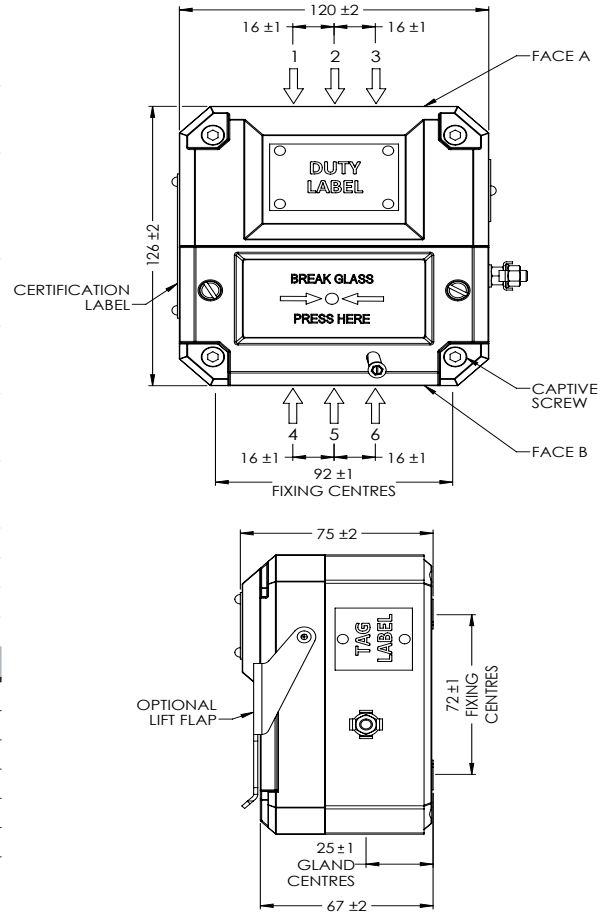
Certifications

ATEX Ex de	Cert. no. BAS02ATEX2105X. ATEX Approved Ex II 2GD Certified to: EN60079-0, EN60079-1, EN60079-7, EN60079-18, EN60079-31 Ex db eb IIC T6 Gb, Ex tb IIIC T85°C Db (switch only) Ex db eb mb IIC T6 Gb, Ex tb IIIC T85°C Db (with LED) Ex db eb mb IIC T4 Gb, Ex tb IIIC T135°C Db (with resistors & diodes)
ATEX Ex ia	Cert no. Baseefa 03ATEX0084X. ATEX approved Ex II 1GD Certified to: EN60079-0, EN60079-11 Ex ia IIC T4 Ga, Ex ia IIIC T135°C Da
IECEX Ex de	Cert. no. IECEX BAS 18.0100X. Certified to: IEC60079-0, IEC60079-1, IEC60079-7, IEC60079-18, IEC60079-31 Ex db eb IIC T6 Gb, Ex tb IIIC T85°C Db (switch only) Ex db eb mb IIC T6 Gb, Ex tb IIIC T85°C Db (with LED) Ex db eb mb IIC T4 Gb, Ex tb IIIC T135°C Db (with resistors & diodes)
IECEX Ex ia	Cert. no. IECEX BAS 12.0093X Certified to: IEC 60079-0, IEC 60079-11 Ex ia IIC T4 Ga, Ex ia IIIC T135°C Da
UL	Listing no. E186629 UL listed to Class 1, Div 2. Groups A – D UL listed for ordinary locations. Listing no. S8117
INMETRO Ex de	Ex db eb IIC T6 Gb, Ex tb IIIC T85°C Db (switch only) Ex db eb mb IIC T6 Gb, Ex tb IIIC T85°C Db (with LED) Ex db eb mb IIC T4 Gb, Ex tb IIIC T135°C Db (with resistors & diodes)
CCC Ex de	Ex d e IIC T6 Gb, Ex tD A21 IP66/IP67 T85 (switch only) Ex d e mb IIC T6 Gb, Ex tD A21 IP66/IP67 T85 (with LED) Ex d e mb IIC T4 Gb, Ex tD A21 IP66/IP67 T135 (with resistors and diodes)
CCC Ex ia	Ex ia IIC T4 Ga, Ex iaD 20T135
CCCF	Chinese Compulsory Certification for Fire Systems (CCCF). Ex de only.
SIL	SIL 2 certified to IEC 61508. Cert no. Sira 11013
Type approvals	American Bureau of Shipping type approval (ABS) Ex de only

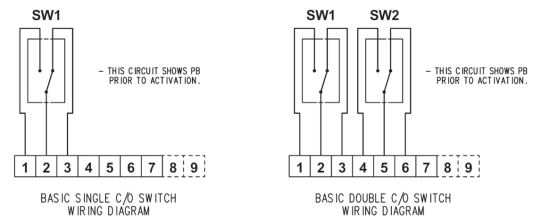
Specifications

Material	Anti-static UV resistant glass reinforced polyester
Finish	Red painted finish as standard or to customer specification
Voltage	Up to 250Vac. Up to 50Vdc (model dependent)
Weight	1.2 kg. (varies with models and entries)
Ingress protection	IP66 & IP67
Entries	Up to 4 entries, M16 or M20 top and bottom (1/2" NPT available on UL version)
Terminals	7 x 2.5mm ² - non UL standard 9 x 2.5mm ² - optional (up to 50V only) 6 x 12AWG - BGUL only
Resistors	Various configurations available on versions up to 24V and all 'IS' versions (minimum resistor value 100ΩBGE, 470ΩBGI)
Earth continuity	Internal and external earth continuity is provided with an optional earth plate
LED indication	A high intensity red LED can be fitted as an optional extra to indicate operation on versions up to 24V and all 'IS' versions As standard the LED is not provided with over current protection. The forward current (If) should be limited to 20mA
Labelling	BG glass label – reads either (1) Fire Break glass – press here (2) Break glass – press here (3) Worded to customer requirements (7) Dot and arrows - no text Duty label - either worded to customer requirements (riveted on) or (8) Burning house logo Tag label - worded to customer requirements (screwed on)
Switch ratings (1 or 2 changeover switches fitted)	Switch only 30Vdc 5A (resistive) or 3A (inductive) 30-50Vdc 1A (resistive or inductive) 250Vac 5A (resistive or inductive) LED 24Vdc 0.05A Resistor(s) 24Vdc 0.05A

General arrangement drawing (all dimensions in mm)



BG standard wiring configuration



Temperature:

Model	BGW	BGUL	BGE	BGI
	-40°C to +70°C	-25°C to +55°C†	-40°C to +70°C*	-40°C to +70°C

*-35°C to +70°C with LED

† -25°C to +50°C with resistors or LED fitted

Ordering requirements

The following code is designed to help in selection of the correct unit. Build up the reference number by inserting the code for each component into the appropriate box

Note: For CCCF units, use the following code: BGEQF4B6B74DSA_9R. Add a code in the blank space only if resistors are required. The possible codes are C, D, or S as per the options below.

Model	Certification	Entries	Labels	Voltage	Switches	Options	Terminals	Finish	
BG									
Certification	Code	Entries	Code	Voltage	Code	Option	Code	Finish	Code
ATEX/CENELEC - Ex de	EB	M16	A*	a.c	A	None	N	Red (standard)	R
ATEX/CENELEC - Ex ia	IB	M20	B*	d.c	D	LED	A	Natural black	N
IECEX - Ex ia	IJ	1/2" NPT	C*			Lift flap	B	Blue	B
IECEX - Ex de	EJ					Resistor series	C*	Yellow	Y
UL - Listed	UL					Resistor EOL	D*	Grey	G
UL (Ordinary Locations)	UW					Diode	E‡	Yellow/black stripes	X
CCC - Ex de	EQ*					Earth continuity	F‡	Special	S*
CCC/CCCF - Ex de	EQF					Resistor series and EOL	S*†		
CCC - Ex ia	IQ*					Plastic element replaces break glass	P		
INMETRO - Ex de	EM					Break glass hammer	H		
Uncertified	WN								
* Not suitable for use in China on fire alarm systems		*Prefix entry size (see diagram above) with entry position code e.g. 4B6B UL versions only available with 1/2" NPT entries		*Specify wording on 3, 4 or 5 as required †Must be selected for Russian Fire approval		*Specify values ‡Choose for BGE only - on the BGI/W, choose C & D ‡Not available for UL versions		*Please specify	
		Label		Switches		Terminals		Finish	
		Code		Code		Code		Code	
		Glass label (1) reqd 1 Glass label (2) reqd 2 Glass label (3) reqd 3* Duty label reqd 4* Tag label reqd 5* Glass label (7) reqd 7 Burning house logo 8†		Single changeover S Double changeover D		6 x 12AWG (UL standard) 6* 7 x 2.5mm (standard) 7 9 x 2.5mm (optional) 9		*BGUL only available with six terminals	